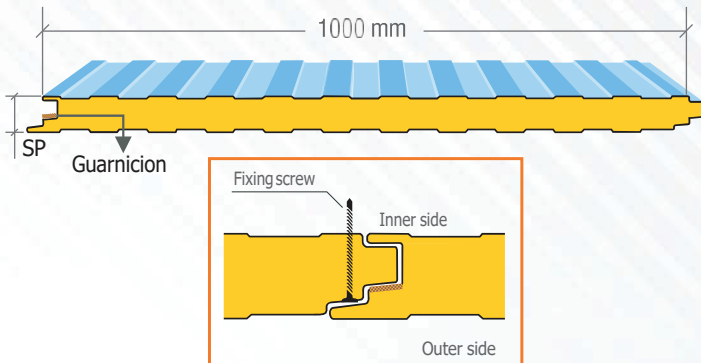


# ROOF PANEL 5 RIBS HIDDEN FIXING PANELS



Male-Female joint allows to hide the fixing skrew.  
Available thickness from 30 to 120 mm

## STANDARD FINISHINGS AND COLORS

COLORS: 9002/ 9006/ 9007/ 7015/ 2004/ 3020/ 6005



### INNER SIDE

COLORS: 9002/ 7015




## TECHNICAL DATA

INSULATION: PUR DENSITY 40 +/- 2 KG/M3

### THERMAL PROPERTIES


TRANSMITTANCE			
SP	U	K	R
<b>Thickness</b>	<b>Thermal conductivity</b>	<b>Transmittance</b>	<b>Thermal resistance</b>
30 mm	0.02130 W/mk	0.71 W/m²K	1.41 m² K/W
40 mm	0.02098 W/mk	0.52 W/m²K	1.91 m² K/W
50 mm	0.02065 W/mk	0.41 W/m²K	2.42 m² K/W
60 mm	0.02082 W/mk	0.35 W/m²K	2.88 m² K/W
80 mm	0.02059 W/mk	0.26 W/m²K	3.89 m² K/W
100 mm	0.02049 W/mk	0.20 W/m²K	4.88 m² K/W
120 mm	0.02037 W/mk	0.17 W/m²K	5.89 m² K/W

### STATIC PROPERTIES



#### LOADS ALLOWED

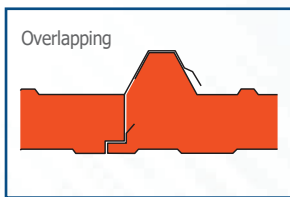
Thickness	Distance between supports (ml)				
	1.50	2.00	2.50	3.00	3.50
30 mm	130	100	80	55	40
40 mm	160	135	100	70	50
50 mm	175	150	125	80	55
60 mm	185	165	130	120	80
80 mm	195	170	150	130	90
100 mm	225	175	160	145	105
120 mm	320	260	220	180	120



#### LOADS ALLOWED - 4 BACKING

Thickness	Distance between supports						
	1.50	2.00	2.50	3.00	3.50	4.00	5.00
30 mm	130	100	80	65	50	33	25
40 mm	160	135	100	74	60	43	34
50 mm	175	150	125	93	65	56	45
60 mm	185	165	130	125	90	80	65
80 mm	195	170	150	135	100	90	75
100 mm	225	175	160	155	145	110	85
120 mm	320	260	220	180	150	130	100

# ROOF PANEL 5 RIBS




## TECHNICAL DATA

INSULATION: PUR DENSITY 40 +/- 2 KG/M3

### THERMAL PROPERTIES


TRANSMITTANCE			
SP	U	K	R
<b>Thickness</b>	Thermal conductivity	Transmittance	Thermal resistance
<b>30 mm</b>	0.02130 W/mk	0.71 W/m²K	1.41 m² K/W
<b>40 mm</b>	0.02129 W/mk	0.53 W/m²K	1.88 m² K/W
<b>50 mm</b>	0.02089 W/mk	0.42 W/m²K	2.39 m² K/W
<b>60 mm</b>	0.02067 W/mk	0.34 W/m²K	2.90 m² K/W
<b>80 mm</b>	0.02079 W/mk	0.26 W/m²K	3.85 m² K/W
<b>100 mm</b>	0.02092 W/mk	0.21 W/m²K	4.78 m² K/W
<b>120 mm</b>	0.02053 W/mk	0.16 W/m²K	5.71 m² K/W

### STATIC PROPERTIES



#### LOADS ALLOWED

Thickness	Distance between supports (ml)					
	1.50	2.00	2.50	3.00	3.50	4.00
<b>30 mm</b>	290	165	100	70	55	45
<b>40 mm</b>	320	240	150	100	80	70
<b>50 mm</b>	440	290	220	180	130	95
<b>60 mm</b>	500	360	260	200	160	115
<b>80 mm</b>	560	385	320	290	220	165
<b>100 mm</b>	700	420	360	315	280	230
<b>120 mm</b>	820	570	440	390	320	280



#### LOADS ALLOWED - 4 BACKING

Thickness	Distance between supports					
	1.50	2.00	2.50	3.00	3.50	4.00
<b>30 mm</b>	290	165	100	80	65	50
<b>40 mm</b>	320	240	150	120	90	80
<b>50 mm</b>	440	290	220	200	145	105
<b>60 mm</b>	500	360	260	220	195	125
<b>80 mm</b>	560	385	320	300	235	185
<b>100 mm</b>	700	420	360	325	290	245
<b>120 mm</b>	820	570	440	420	350	300

### STANDARD FINISHINGS AND COLORS


COLORS: Ral 9002 / 9006 / 3009 / 8019 / 7015 / 6005



Gray White



White Aluminium (Metalic Color)




Oxide Red



Gray Brown




White Aluminium (Metalic Color)



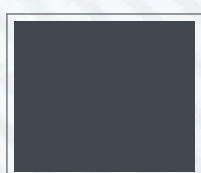
Moss Green

### INNER SIDE

COLORS 9002/ 7015



Gray White



White Aluminium (Metalic Color)